










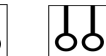


**Gymnova London Men's Open
Under 14
Sunday 25th March 2007**

Final Individual Positions

No	Name	Club													TOTAL	O/A POS
			SV	Score	SV	Score	SV	Score	SV	Score	SV	Score	SV	Score		
230	Frank Baines	Southport YMCA	4.8	13.000	4.4	12.150	4.8	13.450	4.6	14.200	4.7	13.800	3.8	13.000	79.600	1
202	Nile Wilson	City of Leeds	4.6	13.400	3.5	12.400	3.6	12.200	4.6	14.050	4.3	13.200	3.8	12.600	77.850	2
227	Anthony Wise	South Essex	5.0	13.700	4.7	13.900	3.5	11.950	5.4	14.600	3.9	13.100	3.4	10.300	77.550	3
225	Courtney Tulloch	Pegasus	4.5	12.700	4.4	12.400	4.7	13.700	4.6	14.050	4.4	13.000	3.1	11.050	76.900	4
245	Veliko Tushev	Bulgaria	4.3	13.100	3.4	11.600	3.7	12.150	3.8	13.150	4.1	12.400	3.6	12.000	74.400	5
211	Toby Shouls	Notts	4.5	12.700	4.2	9.750	2.7	11.250	4.6	13.850	4.4	13.950	3.4	12.750	74.250	6 =
209	Jay Thompson	Exeter	4.6	13.100	3.9	12.400	3.6	12.000	4.0	13.250	4.6	11.750	3.4	11.750	74.250	6 =
224	James Hall	Pegasus	4.6	12.950	4.7	13.250	2.5	11.200	4.0	13.050	4.3	13.000	3.4	10.250	73.700	8
229	Brinn Bevan	South Essex	4.4	12.850	3.7	11.900	3.9	12.500	4.0	13.350	4.6	13.350	2.4	9.250	73.200	9
214	Hamish Carter	Notts	3.9	12.100	3.0	10.800	2.7	11.000	4.0	13.050	4.0	13.600	2.6	11.650	72.200	10
204	Joseph Fox	City of Leeds	4.5	12.400	3.2	11.850	2.4	11.200	4.0	13.100	3.7	12.600	2.2	10.900	71.750	11
218	Tommy Nicolaou	Pipers Vale	4.0	12.300	3.3	10.750	3.2	11.650	4.0	13.400	3.2	12.050	2.1	11.100	71.250	12
240	Tibo Van Speybroeck	Belgium	4.3	12.750	2.3	9.900	2.8	11.350	4.0	13.200	4.0	13.000	3.0	10.750	70.950	13
239	Florian Landuyt	Belgium	4.3	12.450	3.5	9.800	3.2	12.100	4.6	14.050	4.6	11.750	3.4	10.100	70.250	14
259	Tom Defina	Woking	3.9	11.650	4.0	11.150	3.4	11.000	4.0	13.000	3.7	12.600	2.4	10.800	70.200	15
242	Jonathan Vrolix	Belgium	4.8	11.850	3.2	9.000	3.6	12.000	5.4	14.700	4.1	12.600	3.8	9.700	69.850	16
253	Reiss Hinds	Harrow	4.3	12.350	3.4	8.700	4.3	12.150	4.6	14.050	3.7	11.900	2.8	10.550	69.700	17
203	Robert Wright	City of Leeds	4.3	12.500	3.3	10.200	1.8	10.450	4.6	13.750	3.8	12.300	2.5	9.900	69.100	18
235	Giarnni Regini-Moran	Waveney	4.6	12.150	2.4	9.900	1.7	10.800	4.6	13.150	3.6	12.050	2.1	10.750	68.800	19
237	Adam Waldron	Manchester South	4.5	12.150	3.4	11.350	3.2	10.800	4.6	13.200	3.1	11.700	2.7	9.450	68.650	20
201	Mason Whealing	Bury	4.3	13.000	2.8	5.500	3.8	11.900	3.8	13.200	4.5	13.150	3.0	11.700	68.450	21
205	Liam Pearson	City of Leeds	4.1	12.400	3.4	10.800	2.0	10.600	3.0	12.200	3.7	12.050	2.3	10.100	68.150	22
243	Dries Feremans	Belgium	4.4	12.300	3.1	10.100	2.3	10.850	4.0	12.000	4.0	12.600	2.3	10.000	67.850	23
241	Alex Pieters	Belgium	4.5	11.050	4.3	12.600	2.5	10.750	4.0	13.100	4.2	9.800	3.8	10.500	67.800	24
228	Andrew Tucker	South Essex	4.6	12.500	2.7	4.850	3.5	11.600	4.6	13.400	4.8	12.650	3.6	11.800	66.800	25
215	Gabriel Hannah	Pipers Vale	4.3	11.350	2.8	6.900	3.2	10.950	4.6	14.100	3.6	12.050	2.1	10.600	65.950	26
210	Daniel Iley	Exeter	4.0	11.750	3.8	8.750	3.5	10.000	4.0	12.850	3.7	12.450	2.1	9.550	65.350	27
232	Jake Soanes	Waveney	3.8	12.200	2.2	8.150	2.4	10.400	4.0	13.700	4.0	10.500	2.8	10.150	65.100	28
233	Clark Gould	Waveney	4.1	11.300	3.2	10.350	2.1	9.300	3.8	12.850	3.8	11.100	2.2	10.100	65.000	29
207	Kyle Barnes	City of Newcastle	4.2	11.900	2.3	8.350	1.6	10.150	3.8	12.600	2.7	11.500	2.1	9.800	64.300	30
261	Harry Carter	Woking	4.4	12.300	2.9	4.800	2.7	11.750	4.6	13.550	3.0	11.500	2.5	10.050	63.950	31
206	Jamie Carpenter	City of Newcastle	4.2	11.150	3.0	11.400	2.4	10.900	3.8	12.800	3.3	11.950	1.7	5.700	63.900	32
221	Stephen Tonge	Falkirk	3.2	11.450	3.5	9.500	2.1	10.250	3.0	12.050	2.8	11.950	2.0	7.000	62.200	33
234	Declan Ayles	Waveney	3.8	11.850	3.0	11.450	2.2	6.500	3.8	12.800	3.3	11.900	1.6	6.550	61.050	34
252	Charlie Howard	Dynamo	3.8	9.800	2.0	4.300	2.9	10.100	3.0	12.400	2.7	11.750	2.4	11.250	59.600	35
208	Daniel McCaffrey	Focus Institute	3.3	10.400	2.8	5.150	1.8	9.450	3.8	12.250	3.5	10.350	2.4	9.600	57.200	36
212	Sam Woodford	Notts			2.8	10.000	1.7	9.750	4.6	12.750	3.7	12.950	2.3	11.450	56.900	37
216	Jordan Lawrence	Pipers Vale	3.9	12.000	2.9	10.600	2.7	11.000	3.8	12.600	2.2	5.350	2.3	4.950	56.500	38
254	Rob Keys	City of Glasgow	4.2	12.600	2.1	2.100	1.7	10.150	3.8	12.950	2.9	11.050	2.0	5.150	54.000	39
219	Geoff Bethell	Pipers Vale	3.7	11.650	2.9	8.600	2.6	10.100	3.0	12.200	2.7	6.400	1.5	4.250	53.200	40
220	Adam Steele	Pipers Vale	3.9	11.300	2.8	6.000	2.0	6.150	3.8	12.750	3.1	11.900	2.0	4.450	52.550	41
255	Tobias Brewer	Woking	3.2	11.300	2.7	4.400	1.8	10.550	3.0	12.050	3.3	11.950	1.2	1.600	51.850	42
248	Reece Dall	Alloa	3.5	12.300	2.0	2.000	2.1	11.200	3.0	12.350	2.2	5.900	2.0	6.150	49.900	43
256	Miki Chu	Woking	3.0	10.650	2.7	5.650	2.1	9.000	3.8	12.500	2.9	10.350	1.2	1.200	49.350	44
246	Cameron Jones	Basingstoke	3.8	11.800	2.0	2.650	2.2	8.600	3.0	12.300	2.5	9.150	1.6	3.400	47.900	45
244	Vladimir Tushev	Bulgaria	3.7	12.050	2.0	2.000	1.8	6.800	3.8	12.300	3.4	12.100	1.4	1.750	47.000	46
247	Henry Mantel	Basingstoke	3.8	10.450	2.1	2.100	1.8	8.750	3.0	12.000	3.6	9.400	0.9	0.900	43.600	47
257	Connor Brookes	Woking			3.2	10.400	2.3	10.700	0.0	0.000	3.3	12.200	2.4	9.950	43.250	48
236	Henry Howe	Waveney	3.8	11.850	0.8	1.000	1.7	10.150	3.0	12.100	2.2	5.900	1.2	1.200	42.200	49
226	Alex Bradbury	Rushmoor	3.1	9.900	1.4	1.400	1.5	5.350	3.0	12.000	1.9	1.900	1.3	1.300	31.850	50
260	Bradley McBride	Woking					2.6	10.200	0.0	0.000			2.6	9.050	19.250	51
258	Drew Clark	Woking			4.1	12.750			0.0	0.000				12.750	52	







**Gymnova London Men's Open
Under 16
Sunday 25th March 2007**

Final Individual Positions

No	Name	Club													TOTAL	O/A POS
			SVA	Score	SVA	Score	SVA	Score	SVA	Score	SVA	Score	SVA	Score		
23	Max Whitlock	South Essex	5.1	13.900	5.9	13.300	4.5	13.700	4.6	13.900	5.3	13.300	4.9	13.600	81.700	1
15	Sam Oldham	HOGC	5.0	12.600	4.3	11.800	5.2	13.800	5.4	14.900	4.8	13.800	5.3	13.700	80.600	2
17	Max Bennett	HOGC	4.7	13.600	4.3	11.000	3.8	12.300	5.4	14.750	4.1	13.500	4.8	11.900	77.050	3
2	Thomas Neuteleers	Belgium	4.6	13.200	3.2	9.200	3.9	12.800	5.4	14.850	4.9	12.950	4.6	13.400	76.400	4
12	Thomas Gibbs	Heathrow	4.6	13.850	5.1	12.200	4.4	12.600	4.6	14.250	4.0	11.500	3.3	11.500	75.900	5
1	Jimmy Verbaeys	Belgium	5.2	12.850	4.4	9.600	4.5	13.000	4.6	13.050	4.8	13.450	5.1	13.450	75.400	6
13	William Trood	Hinckley	4.7	12.200	3.9	11.100	4.5	13.000	5.4	13.800	4.1	13.450	3.7	11.600	75.150	7
18	Alex Brailsford	HOGC	4.1	12.950	4.2	12.100	4.5	12.200	4.6	13.900	3.7	12.400	3.0	10.750	74.300	8
9	Alex Rothe	City of Swansea	4.8	13.350	3.6	11.000	2.9	10.950	4.6	13.900	3.1	12.500	3.3	12.000	73.700	9
32	Henry McDermott	Harrow	4.8	13.150	4.1	9.100	3.0	11.600	4.6	14.150	3.5	13.050	3.0	11.100	72.150	10
3	Daan Kenis	Belgium	4.6	12.400	3.5	9.400	3.5	12.500	4.0	13.450	4.0	11.150	4.2	13.100	72.000	11
4	Bram Louwije	Belgium	4.6	12.900	4.3	10.400	3.9	12.250	4.6	13.650	4.1	10.850	4.5	10.750	70.800	12
5	Joshua Hogarth	Bury	4.0	11.400	3.7	11.000	4.2	11.400	4.0	13.250	3.9	11.600	3.4	11.600	70.250	13
10	Harry Owen	City of Swansea	4.5	11.900	3.7	10.300	3.9	11.900	4.6	13.750	3.7	11.950	2.5	10.100	69.900	14
19	Joel Burch	Pegasus	3.8	10.900	3.5	10.600	2.5	11.150	4.0	13.050	3.4	12.100	2.4	10.750	68.550	15
139	Addison Williams	Buckley	4.1	11.850	3.3	11.300	2.0	9.300	4.6	14.000	3.3	10.500	2.5	9.450	66.400	16
20	Tim Champion	Plymouth Swallows	3.8	10.750	3.1	8.900	2.0	10.400	4.0	13.400	3.1	11.450	2.1	10.500	65.400	17
38	Ryan Sloan	City of Glasgow	3.9	11.150	2.9	8.300	1.8	9.950	3.8	13.200	3.3	11.700	1.8	10.800	65.100	18
39	Liam Davie	City of Glasgow	4.3	12.750	2.7	2.700	2.3	10.800	4.6	13.350	2.9	12.000	4.2	12.650	64.250	19
30	Joshua Royle	Manchester South	3.3	11.700	3.3	7.900	2.0	9.600	3.8	13.100	3.6	11.900	2.8	9.400	63.600	20
33	George Chanarin	Pipers Vale	4.2	12.450	4.7	9.700	3.3	6.400	4.6	13.650	3.7	10.750	3.2	10.300	63.250	21
7	Luke Stoney	City of Leeds	3.7	11.550	4.4	10.900	1.8	5.150	3.8	12.850	3.6	11.450	2.5	10.550	62.450	22
27	Liam Dyer	Waveney	3.6	12.150	3.9	10.200	2.7	10.350	3.0	12.100	3.1	11.350	1.5	5.600	61.750	23
24	Matthew Batterham	South Essex	4.2	12.000	3.5	7.400	2.5	7.100	3.8	11.800	3.8	10.600	3.4	10.800	59.700	24
37	Adam Davies	Basingstoke	4.0	11.500	2.0	2.000	2.4	9.400	4.6	13.750	3.6	11.900	2.3	11.000	59.550	25
29	James Griffin	West Lothian	4.0	11.800	2.8	9.500	1.6	3.500	4.0	13.100	3.0	10.450	1.8	10.000	58.350	26
8	Jonathan Moore	City of Leeds	4.1	11.650	1.6	4.400	2.5	9.600	4.6	13.200	3.2	10.350	2.2	9.100	58.300	27
40	Douglass Ross	City of Glasgow	4.0	12.300	2.9	7.600	2.7	10.050	4.6	13.550	2.8	10.350	1.6	3.900	57.750	28
28	Grant Millar	West Lothian	3.5	12.450	2.7	4.800	1.7	9.700	3.8	12.700	2.3	10.350	1.7	6.150	56.150	29
25	Jack Maydom	Marriotts	3.7	10.900	2.3	2.300	1.9	9.200	4.6	13.600	3.8	10.400	2.9	9.300	55.700	30
141	Greg Seller	Buckley	3.2	10.050	2.1	2.900	2.5	10.150	4.6	13.100	3.2	9.000	2.7	9.550	54.750	31
16	George Lovell	Hinckley	4.2	12.750	0.0	0.000	1.7	4.800	4.0	13.100	3.5	11.600	1.9	9.850	52.100	32
6	Michael Finch	Bury	3.8	11.550	2.7	3.900	2.3	6.700	4.6	13.900	3.0	10.100	1.8	5.800	51.950	33
36	Andrew Berndes	Fromeside	3.0	11.200	2.7	6.400	1.6	5.450	3.0	11.850	2.6	9.500	1.5	4.500	48.900	34
31	Merkul Yuriy	Russia	4.3	12.400	3.3	8.700	0.0	0.000	3.8	12.950	0.0	0.000	3.3	10.300	44.350	35
22	Ben Andrews	Rushmoor	3.9	10.650	3.0	6.300	1.7	4.900	4.0	13.300	2.3	2.300	1.7	4.550	42.000	36
21	David Maxfield	Rushmoor	3.7	11.600	2.7	3.700	1.6	4.600	3.0	12.350	2.3	8.100	0.9	0.900	41.250	37
35	Nathanael Fittro	Notts	4.7	13.650	0.0	0.000	4.0	12.400	5.0	14.350	0.0	0.000	0.0	0.000	40.400	38
26	Daniel Gardner	Marriotts	0.0	0.000	2.6	3.600	1.8	9.700	0.0	0.000	2.2	7.200	1.7	4.600	25.100	39







**Gymnova London Men's Open
Senior (Open)
Sunday 25th March 2007**

Final Individual Positions







No	Name	Club													TOTAL	O/A POS
			SV	Score	SV	Score	SV	Score	SV	Score	SV	Score	SV	Score		
135	Daniel Keatings	HOGC	5.8	14.050	6.5	13.650	5.4	14.250	5.4	15.000	6.0	14.550	5.4	14.700	86.200	1
134	Louis Smith	HOGC	5.3	14.350	6.5	15.900	5.1	13.000	5.4	14.900	5.2	14.150	5.5	13.850	86.150	2
151	Kristian Thomas	Earls	5.3	13.400	5.5	13.350	5.5	14.400	6.6	16.350	5.3	14.250	5.7	14.300	86.050	3 =
116	Evgeny Gryshchenko	Hinckley	5.7	14.900	5.3	14.150	4.9	13.050	6.2	15.050	5.8	14.850	5.9	14.050	86.050	3 =
156	Danny Lawrence	South Essex	5.0	14.000	4.1	12.750	5.2	14.600	6.2	15.700	5.2	14.400	4.9	13.650	85.100	5
142	Robert Payne	Loughborough Studen	5.2	14.000	5.3	13.200	5.5	13.550	6.2	15.700	5.3	14.350	4.3	13.450	84.250	6
153	Daniel Purvis	Southport YMCA	6.0	14.050	5.9	12.200	5.7	14.050	6.2	15.800	5.7	14.600	5.4	13.400	84.100	7
158	Reiss Beckford	South Essex	5.8	13.900	3.8	12.600	5.2	14.150	5.8	15.500	4.5	13.200	5.1	13.150	82.500	8
137	Ahmahd Thomas	HOGC	4.7	13.600	4.5	13.050	5.0	13.500	5.4	14.650	4.4	12.900	4.5	13.400	81.100	9
109	Matthew Firth	City of Leeds	5.4	12.800	5.5	12.700	4.5	13.000	6.2	15.800	5.0	13.700	4.7	12.900	80.900	10
122	Matthew Hennessey	City of Newcastle	5.0	13.100	4.7	13.000	4.6	13.050	5.4	14.600	4.8	13.700	4.1	12.500	79.950	11
105	Luke Carson	Salto	5.0	12.100	4.7	12.750	4.6	13.400	5.4	14.650	4.5	13.450	4.1	12.400	78.750	12
120	Clinton Purnell	Barry YMCA	5.1	13.600	4.4	12.200	5.2	13.850	6.2	14.650	4.4	12.350	4.2	12.050	78.700	13
165	Cameron MacKenzie	HOGC	5.0	13.700	3.9	10.750	4.8	13.350	4.6	14.050	4.9	14.050	4.2	12.200	78.100	14
159	Anthony Hughes	South Essex	4.7	12.600	3.6	11.600	4.7	13.500	5.4	14.400	4.2	13.050	4.4	12.100	77.250	15
147	Vincent Copp	Harrow	4.8	13.600	4.7	11.900	4.3	12.400	5.4	14.700	3.5	12.850	3.9	11.150	76.600	16
162	Richard Mochrie	Woking	4.1	13.250	4.5	12.250	4.6	13.200	4.6	13.950	4.7	12.400	3.7	11.450	76.500	17
146	Minesh Desai	Tolworth	4.4	12.550	4.7	12.450	4.1	12.300	4.6	13.850	3.7	12.600	3.1	11.800	75.550	18
161	Grant Gardiner	Woking	4.8	13.750	3.4	9.100	4.9	13.150	5.4	15.000	4.8	12.900	4.5	11.100	75.000	19
138	Alex Hedges	HOGC	3.7	12.800	4.1	12.100	3.4	12.300	3.4	13.050	3.6	13.250	3.1	10.550	74.050	20
124	Sam Fern	Manchester South	4.8	13.500	4.7	11.550	5.5	13.500	5.4	14.400	4.2	11.300	3.9	9.300	73.550	21
148	John Carter	Harrow	4.5	12.200	4.4	11.600	3.1	11.000	4.6	13.850	3.3	12.250	3.6	12.200	73.100	22
118	Christopher Chalk	Falkirk	3.7	12.700	4.4	12.250	3.4	11.100	4.6	13.700	4.1	12.150	2.3	10.350	72.250	23
132	Savelyev Gennady	Russia	5.0	12.500	4.6	10.500	5.5	11.400	4.6	13.650	5.0	12.350	4.6	11.150	71.550	24
144	Matthew Henly	Loughborough Studen	4.3	12.900	3.7	9.850	4.5	12.450	3.8	12.900	4.1	11.750	3.6	11.550	71.400	25
133	Veselov Vyacheslav	Russia	4.6	12.700	4.0	11.100	3.5	11.150	4.6	13.800	4.6	12.350	2.8	9.500	70.600	26
123	Josh Gallagher	City of Swansea	4.4	12.550	4.0	12.150	1.8	9.850	4.0	13.100	3.2	11.450	3.3	11.150	70.250	27 =
152	Tom Barnes	Rushmoor	4.3	13.250	3.4	10.500	2.7	11.100	4.6	13.600	3.0	11.200	2.6	10.600	70.250	27 =
102	Nathan Kitcher	Dynamo	3.8	12.200	3.5	9.650	2.4	11.200	4.6	13.400	3.5	12.800	2.2	10.150	69.400	29
155	Tom Forster	Basingstoke	4.1	10.800	2.9	8.150	2.7	9.350	5.4	14.500	2.9	9.800	2.2	8.800	61.400	30
131	Lawrence Sale	Fromeside	4.4	12.850	2.0	4.150	2.3	5.400	4.6	13.600	4.1	12.000	3.6	10.850	58.850	31
150	Adam Hedges	Manx	3.5	11.750	2.8	8.800	1.9	9.750	3.8	13.250	2.8	11.950	0.9	0.900	56.400	32
154	Peter Syklemore	Basingstoke	5.2	13.700	5.8	11.950	0.0	0.000	5.4	13.900	4.7	12.600	0.0	0.000	52.150	33
145	James Henderson	Loughborough Studen	4.8	13.250	2.7	8.750	4.6	11.850	5.4	14.950	0.0	0.000	0.0	0.000	48.800	34
163	James Wythe	Woking	0.0	0.000	2.7	10.100	4.6	12.550	0.0	0.000	4.2	11.750	2.9	11.250	45.650	35
136	Luke Folwell	HOGC	5.4	13.100	5.3	13.700	0.0	0.000	6.6	15.700	0.0	0.000	0.0	0.000	42.500	36
157	David Mott	South Essex	0.0	0.000	5.5	13.950	4.6	13.600	0.0	0.000	4.8	13.050	0.0	0.000	40.600	37
130	Mitchell Jarvis	Fromeside	0.0	0.000	0.0	0.000	4.1	12.750	0.0	0.000	4.1	12.750	3.3	11.800	37.300	38
149	Joe Smith	Manx	4.2	13.500	0.0	0.000	0.0	0.000	4.2	12.500	2.3	4.800	0.0	0.000	30.800	39
129	Robert Blackman	Fromeside	0.0	0.000	5.3	12.750	0.0	0.000	0.0	0.000	3.8	11.800	0.0	0.000	24.550	40
115	Matthew Maletroit	Jersey	0.0	0.000	0.0	0.000	3.9	11.400	0.0	0.000	4.1	11.600	0.0	0.000	23.000	41
160	Ryan McKee	City of Glasgow	0.0	0.000	3.2	10.250	2.6	9.850	0.0	0.000	0.0	0.000	0.0	0.000	20.100	42
106	Elliott Cook	Australia	0.0	0.000	5.7	13.100	0.0	0.000	0.0	0.000	0.0	0.000	0.0	0.000	13.100	43
107	Robert Fosten	City of Leeds	4.3	11.400	0.0	0.000	0.0	0.000	0.0	0.000	0.0	0.000	0.0	0.000	11.400	44

**Gymnova London Development Open
Primary 4 (In Age Out of Age), Intermediate 1 Under 16
Saturday 24th March 2007**

Final Individual Positions, Level 1







No	Name	Club	Age							TOTAL	InAge POS	U10 POS
				Score	Score	Score	Score	Score	Score			
32	Max Reeve	South Essex	U8	9.600	7.750	8.300	9.700	9.100	8.800	53.250	1	
37	Mitchell Taracharam	South Essex	U8	9.750	8.750	8.000	7.700	9.350	9.400	52.950	2	
25	Finlay Lincoln	Pegasus	U8	9.350	9.100	7.700	9.400	8.250	7.900	51.700	3	
4	Thomas Paradise	Baskervilles	U8	9.200	9.300	7.850	8.900	8.550	7.600	51.400	4	
3	Charnai Sari	Basingstoke	U8	8.850	8.600	8.100	9.000	8.600	7.900	51.050	5	
26	Euan Cox	Pegasus	U8	9.550	7.500	7.700	9.200	8.300	8.600	50.850	6	
31	Douglas Turnbull	South Essex	U8	9.700	8.600	7.450	8.900	8.350	7.800	50.800	7	
6	Jack Helps	Portsmouth	U8	8.550	8.300	8.000	9.300	8.400	8.100	50.650	8	
33	Alex Garrard	South Essex	U8	9.300	8.400	7.750	9.200	7.750	7.900	50.300	9	
5	Louis Brunnen	Portsmouth	U8	9.050	8.750	7.850	8.800	8.550	6.400	49.400	10	
36	Reuben Talbot	South Essex	U8	9.550	7.950	6.800	8.600	8.850	7.300	49.050	11	
30	Alex Cowan	West Lothian	U8	9.450	7.850	8.050	8.500	8.200	6.000	48.050	12	
15	Jack Oakes	Colchester	U8	9.000	8.000	8.600	7.400	8.350	6.500	47.850	13	
2	Iain Foster	Basingstoke	U8	9.600	7.500	7.100	9.000	7.600	6.800	47.600	14	
23	Liam Styles	Harrow	U8	7.800	4.850	8.100	8.900	7.900	7.300	44.850	15	
14	Ralph Williams	Europa	U8	8.550	6.700	7.500	7.800	7.350	6.300	44.200	16	
28	Matthew Boardman	Notts	U8	8.600	7.400	7.150	8.400	7.550	4.800	43.900	17	
34	Nathan Adams	South Essex	U8	9.100	6.250	7.500	5.000	7.500	6.400	41.750	18	
27	Sam Plant	Notts	U8	8.450	7.350	7.300	4.400	6.700	6.800	41.000	19	
35	Harry Hawes	South Essex	U8	8.900	5.800	6.100	8.400	7.600	3.300	40.100	20	
7	Luke Wallis	Portsmouth	U8	8.000	2.900	6.600	8.700	7.200	5.200	38.600	21	
22	Aaron Antoine-Merle	Harrow	U8	7.850	4.400	6.700	4.300	8.100	5.800	37.150	22	
24	Nathan Whaley	Harrow	U8	6.650	4.850	5.900	8.000	5.900	4.900	36.200	23	
29	Conor McGrath	Notts	U8	7.600	6.000	6.800	3.300	6.700	5.500	35.900	24	
12	Tomas Rye	Europa	U8	7.900	6.400	6.700	3.900	5.950	3.500	34.350	25	
16	Noah Payne	Croydon	U8	7.850	5.600	6.250	3.700	5.300	4.500	33.200	26	
21	Tom Buckland	Leatherhead & Dd	U10	8.950	7.800	8.300	8.800	7.800	8.200	49.850		1
10	Toby McCarthy	Europa	U10	9.500	7.000	7.900	9.600	8.050	7.400	49.450		2
8	Jack Fisher	Dynamo	U10	8.500	8.100	7.850	9.000	8.150	7.200	48.800		3
1	James Stewart	City of Newcastle	U10	8.950	8.300	9.100	3.800	8.300	8.700	47.150		4
9	Ibrahim Campbell	Croydon	U10	9.200	6.700	7.800	9.000	7.450	6.600	46.750		5
18	Ryan O'Mahoney	Leatherhead & Dd	U10	9.000	6.000	6.700	8.600	7.150	8.400	45.850		6
17	Jordan Robertson	Leatherhead & Dd	U10	9.000	6.250	7.750	8.800	7.850	5.800	45.450		7
11	Greg Malpas	Northampton	U10	8.050	7.500	7.700	8.400	7.800	4.800	44.250		8
20	Louie Hill	Leatherhead & Dd	U10	8.350	4.800	8.100	4.200	6.950	6.400	38.800		9

Final Individual Positions, Level 4 In Age & Under 14







No	Name	Club	Age							TOTAL	InAge POS	U14 POS
				Score	Score	Score	Score	Score	Score			
54	Matthew Post	Pipers Vale	InAge	8.600	8.700	8.900	8.300	8.650	9.500	52.650	1	
47	Connor Dutton	Hendon	InAge	9.000	8.100	9.200	8.900	8.300	9.000	52.500	2	
43	Milo Taylor	Dynamo	InAge	8.950	7.550	8.800	9.100	7.700	7.800	49.900	3	=
53	Tom Orridge	Notts	InAge	9.200	6.500	7.800	8.400	8.900	9.100	49.900	3	=
44	Callum Connolly	Harrow	InAge	8.400	8.500	7.600	8.100	8.000	8.200	48.800	5	
45	Reece Tanner	Harrow	InAge	8.250	8.400	7.050	8.800	7.750	7.500	47.750	6	
148	Jack Parolin	Waveney	InAge	7.650	8.450	6.650	8.400	7.450	8.100	46.700	7	
52	Luke Pearce	Notts	InAge	8.150	7.600	6.100	8.900	7.300	7.900	45.950	8	
46	Thomas Wilcox-Mahon	Hendon	InAge	7.300	6.900	8.400	8.200	7.250	6.100	44.150	9	
49	Alex Carrier	Marriotts	InAge	8.400	6.900	5.500	8.600	6.550	5.800	41.750	10	
51	Zoli Andrews	Marriotts	InAge	6.600	6.800	6.050	8.500	5.500	6.400	39.850	11	
50	Ben Drew	Marriotts	InAge	6.600	7.200	0.000	8.100	6.250	7.700	35.850	12	
38	Cain Clarke	Northampton	U14	6.850	5.700	6.800	9.000	7.650	7.500	43.500		1 =
55	Joseph Honey	Croydon	U14	7.050	5.950	7.050	9.200	7.150	7.100	43.500		1 =
48	Nick Harris	Leatherhead & Dd	U14	7.600	6.000	6.350	8.700	6.350	7.800	42.800		3

**Gymnova London Development Open
Primary 2, 3 (In Age Out of Age), Intermediate 1 In Age
Saturday 24th March 2007**

Final Individual Positions, Level 5







No	Name	Club	Age							TOTAL	InAge POS	U16 POS
				Score	Score	Score	Score	Score	Score			
258	Adam Deans	Pegasus	InAge	8.800	8.950	9.050	9.400	9.200	9.350	54.750	1	
251	Daniel West	Blackfen	InAge	8.900	8.600	9.250	9.600	9.000	9.200	54.550	2	
253	Sebastian Jaunzens	Marriotts	InAge	9.250	8.400	8.800	9.350	7.100	8.500	51.400	3	
260	Henry Lord	Pipers Vale	InAge	7.700	8.250	7.850	9.150	8.350	8.500	49.800	4	
257	James Owen	Pegasus	InAge	8.550	8.400	8.850	9.150	7.700	6.050	48.700	5	
256	Carl Manning	Norwich	InAge	7.800	7.900	8.550	9.400	5.800	8.900	48.350	6	
254	Isaac Glenn	Notts	InAge	7.600	8.400	8.600	9.200	7.000	7.400	48.200	7	
259	Alex Poole	Pipers Vale	InAge	8.500	6.900	8.000	9.100	8.150	7.300	47.950	8	
252	Jordan Palmer	Harrow	InAge	8.800	8.100	7.400	9.350	6.200	4.200	44.050	9	
262	Anthony Munday	Dynamo	U16	7.800	8.850	8.650	9.000	6.400	6.900	47.600		1
263	Callum Adams	Marriotts	U16	6.000	7.900	8.200	9.700	6.350	7.050	45.200		2
261	Damon Ducasse	Blackfen	U16	6.450	8.750	6.900	9.550	6.150	6.600	44.400		3

Final Individual Positions, Level 6

No	Name	Club	Age							TOTAL	InAge POS
				Score	Score	Score	Score	Score	Score		
267	Tristan Rabaeijs	West Lothian	InAge	7.100	7.250	7.200	9.150	8.450	8.850	48.000	1
266	Daniel Waters	Norwich	InAge	8.200	8.500	7.450	8.900	6.900	7.450	47.400	2
265	Robert Vince-Frost	Harrow	InAge	5.950	7.250	7.150	9.150	6.900	7.900	44.300	3
264	Theo Stergiou	Croydon	InAge	6.400	7.200	6.300	9.050	4.900	7.950	41.800	4
269	Lewis Sewell	Blackfen	Out	7.200	8.400	6.500	9.250	7.500	5.900	44.750	
270	Nisal Herath	Croydon	Out	8.600	6.250	7.200	9.400	5.950	5.200	42.600	
271	Scott Creasey	Croydon	Out	8.300	7.450	6.400	9.300	4.200	9.150	44.800	







**Gymnova London Development Open
Primary 3, Int 2
Saturday 24th March 2007**

Final Individual Positions, Level 1

No	Name	Club	Age							TOTAL	InAge POS	U12 POS
				Score	Score	Score	Score	Score	Score			
120	Mahlei Simpson	Harrow	InAge	9.300	9.700	9.400	9.100	9.600	9.400	56.500	1	
107	Danny Jones	City of Newcastle	InAge	9.350	9.550	9.400	9.400	9.500	8.900	55.600	2	
101	Adrian Demetrescu	Avondale	InAge	8.750	9.400	8.800	9.000	9.500	9.300	54.750	3	
108	Joseph Cuthbert	City of Newcastle	InAge	8.300	9.600	8.500	9.300	9.600	8.700	54.000	4	
138	Keenan Hilton	Pipers Vale	InAge	8.950	9.250	9.000	9.000	8.300	9.300	53.800	5	
103	Alex Weeks	Baskervilles	InAge	8.750	9.150	8.700	9.600	7.800	8.600	52.600	6	
137	Raul Ismaili	Pipers Vale	InAge	8.400	8.950	8.800	8.400	8.800	9.100	52.450	7	
135	Gareth Thomas	Pegasus	InAge	8.600	8.250	9.000	8.900	8.300	9.300	52.350	8	
122	Sam Hakkak	Harrow	InAge	8.350	9.050	8.600	8.800	8.900	8.600	52.300	9	
151	Jack Miller	Dynamo	InAge	7.550	9.100	9.400	9.000	7.800	9.000	51.850	10	
127	Jayden Brown	Hendon	InAge	8.700	8.600	8.200	9.100	8.600	8.500	51.700	11	
136	Dean Collins	Pipers Vale	InAge	8.750	8.800	8.200	9.000	8.800	8.100	51.650	12	
146	Max Beare	Waveney	InAge	7.450	9.250	8.400	9.200	8.100	9.200	51.600	13	
106	Luke Apata	Camden	InAge	8.450	8.100	8.900	8.800	9.000	8.200	51.450	14	
102	Daniel Burdock	Basingstoke	InAge	8.100	9.500	8.200	8.700	7.900	8.900	51.300	15 =	
141	Christian Rennison	Portsmouth	InAge	8.000	8.800	8.000	9.200	8.100	9.200	51.300	15 =	
109	Callum Barber	Colchester	InAge	7.500	8.500	8.700	8.700	8.800	9.000	51.200	17	
158	Kazacham Dangata	West Lothian	InAge	8.150	7.950	9.000	8.900	7.600	9.400	51.000	18	
130	Ben Allan	Notts	InAge	8.650	9.500	8.700	8.300	8.100	7.600	50.850	19	
152	Charlie McNeill	Dynamo	InAge	7.800	9.500	9.100	8.900	7.000	8.500	50.800	20	
111	Frankie Connolly	Croydon	InAge	9.000	9.300	8.100	8.900	8.300	6.900	50.500	21	
125	Jack Garland	Hendon	InAge	8.200	8.500	8.700	9.000	8.400	7.600	50.400	22 =	
132	Ben Rendell	Notts	InAge	8.650	9.250	8.000	8.700	7.000	8.800	50.400	22 =	
157	Ben Brennan	South Essex	InAge	7.700	7.350	8.700	8.800	8.800	9.000	50.350	24	
143	Max Blake	South Essex	InAge	8.600	7.350	7.900	9.100	8.700	8.400	50.050	25	
134	Thomas Medcraft	Pegasus	InAge	7.350	7.900	8.300	8.500	9.200	8.400	49.650	26	
126	Tom Blackshaw	Hendon	InAge	8.300	8.900	6.400	9.300	8.300	7.800	49.000	27	
129	Spencer Baker	Notts	InAge	8.450	8.150	7.800	8.800	8.200	7.500	48.900	28	
121	Tommy Block	Harrow	InAge	8.100	7.750	8.300	8.400	8.400	7.900	48.850	29	
140	Edward Cooper	Lincoln	InAge	7.750	7.500	7.700	8.800	8.500	8.200	48.450	30	
104	Max Viasto	Camden	InAge	8.200	8.150	7.800	8.500	7.500	8.000	48.150	31	
155	Nathan Simon	Focus Institute	InAge	8.050	7.850	7.500	8.700	7.700	8.200	48.000	32	
131	George Osborne	Notts	InAge	8.150	7.500	7.700	8.200	7.800	8.300	47.650	33 =	
149	Tom Clements	Marriotts	InAge	7.850	7.800	7.700	8.600	7.600	8.100	47.650	33 =	
144	Jacob Dulieu-Hasler	South Essex	InAge	8.250	7.000	7.700	7.800	8.500	8.200	47.450	35	
133	Harrison Rowe	Pegasus	InAge	8.300	6.500	7.300	8.700	8.800	7.800	47.400	36	
123	Kieran Goom	Harrow	InAge	8.250	7.600	7.500	8.700	8.300	7.000	47.350	37	
147	Alex Preece	Waveney	InAge	8.100	8.550	6.800	8.500	6.700	8.100	46.750	38	
139	Kieran Whitman	Pipers Vale	InAge	7.900	6.600	7.500	8.500	7.800	7.900	46.200	39 =	
156	Jack Anderton	Focus Institute	InAge	7.600	7.900	6.600	8.500	7.500	8.100	46.200	39 =	
110	James Bancroft	Croydon	InAge	8.150	7.800	7.800	8.500	7.800	5.900	45.950	41	
115	Peter Howard	Europa	InAge	8.250	6.950	7.900	8.400	7.300	7.000	45.800	42	
105	Daveed Roodner	Camden	InAge	7.000	6.800	7.900	8.800	7.400	7.000	44.900	43	
153	Harry Morgan	Dynamo	InAge	7.150	8.300	6.800	5.400	7.800	8.500	43.950	44	
142	Jack Humphray	Portsmouth	InAge	6.950	6.250	5.700	8.900	7.100	7.000	41.900	45	
124	Freddie Shaw	Leatherhead & Dc	InAge	7.250	6.350	7.600	8.700	6.800	4.600	41.300	46	
150	Rory Milne	Marriotts	InAge	8.100	6.100	6.000	8.300	5.900	5.300	39.700	47	
116	Lawrence Visconti	Europa	InAge	5.850	4.000	5.500	8.000	6.400	3.500	33.250	48	
154	Owen Burkmar	Dynamo	U12	7.500	8.000	8.400	9.000	8.000	8.800	49.700		1
118	Aaron Taylor	Leatherhead & Dc	U12	7.650	7.250	7.300	8.800	7.100	6.600	44.700		2
113	Brett Sewell	Croydon	U12	8.400	6.350	7.100	9.300	6.900	3.400	41.450		3 =
114	Ben Skinner	Northampton	U12	7.550	7.000	6.800	8.300	7.300	4.500	41.450		3 =
112	Aidan Brown	Croydon	U12	7.150	5.100	6.800	8.200	7.000	4.400	38.650		5

**Gymnova London Development Open
Level 2 In Age
Saturday 22nd March 2009**

Final Individual Positions, Level 2

No	Name	Club	Age							TOTAL	InAge POS
				Score	Score	Score	Score	Score	Score		
343	James Lamb	Pegasus	InAge	9.300	9.700	9.500	9.000	9.200	8.900	55.600	1
342	Joseph McMorrow	Pegasus	InAge	9.300	9.250	9.300	9.300	9.400	8.200	54.750	2
304	Daniel Cheung	Baskervilles	InAge	9.500	9.100	8.300	9.500	9.600	7.600	53.600	3
346	Michael Baker	South Essex	InAge	9.150	9.250	8.800	8.800	8.500	8.700	53.200	4
303	Toby Lewis	Baskervilles	InAge	9.350	9.300	8.800	9.200	7.600	8.700	52.950	5
349	Vittorio Nuuzzo	South Essex	InAge	9.350	9.600	8.500	9.100	9.000	7.200	52.750	6
312	Harry Ross	City of Newcastle	InAge	8.550	9.100	9.000	9.300	9.200	7.400	52.550	7 =
333	Peter Ward	Northampton	InAge	8.650	9.100	8.600	9.300	8.900	8.000	52.550	7 =
316	Morgan Ling	Dynamo	InAge	8.800	8.800	9.400	9.100	8.600	7.800	52.500	9
302	Matthew Simonds	Baskervilles	InAge	9.250	9.150	8.900	8.700	7.500	8.700	52.200	10 =
311	Daniel Nagy	City of Newcastle	InAge	8.850	9.450	8.500	8.900	8.300	8.200	52.200	10 =
322	Esosuo Okenabirhie	Harrow	InAge	8.950	8.350	8.700	9.100	8.000	9.000	52.100	12
334	William Cox	Northampton	InAge	8.850	9.400	8.500	8.800	9.100	7.400	52.050	13
310	Jake Wraith-Whiting	City of Newcastle	InAge	8.950	9.200	8.300	9.400	8.900	7.200	51.950	14
308	Issa Francois	Camden	InAge	9.000	9.000	8.400	8.900	9.000	7.100	51.400	15
347	Rhys Adams	South Essex	InAge	8.150	9.250	8.800	8.800	7.900	8.200	51.100	16
309	Kemi Omoshebi	Camden	InAge	8.750	8.800	8.000	8.700	8.300	8.300	50.850	17
345	Tom Calcluth	Pipers Vale	InAge	8.450	9.200	8.500	8.800	8.800	7.000	50.750	18
331	Charlie Barker	Northampton	InAge	8.100	9.700	8.100	9.100	8.400	7.300	50.700	19
301	Harry Andrews	Baskervilles	InAge	8.550	8.700	7.900	8.900	8.400	8.100	50.550	20
335	Carlos Regini-Moran	Waveney	InAge	8.750	9.000	7.100	9.100	8.500	8.000	50.450	21
318	Ben Woodland	Europa	InAge	8.750	9.600	7.900	9.500	7.600	7.000	50.350	22
324	Daniel Ward	Harrow	InAge	8.000	8.800	8.600	8.800	8.100	7.600	49.900	23
344	Bradley Martin	Pipers Vale	InAge	8.700	7.950	8.600	9.000	7.900	7.600	49.750	24
315	Harry Roberts	Dynamo	InAge	8.600	8.350	8.500	9.100	7.500	7.500	49.550	25
337	Liam Coffey	Notts	InAge	8.300	8.750	8.300	8.800	7.700	7.400	49.250	26
329	Kai Inverary	Hendon	InAge	7.600	8.750	8.300	9.000	8.100	6.800	48.550	27
325	Noah Hume	Marriotts	InAge	8.750	8.700	7.600	9.000	9.000	5.200	48.250	28
323	Ryan Rhodes	Harrow	InAge	8.250	8.200	8.800	9.200	7.400	5.800	47.650	29
306	Oliver Lomax	Bromley	InAge	8.650	8.350	7.800	9.000	6.400	7.300	47.500	30
313	Kurtis Peck	Croydon	InAge	8.900	7.000	8.300	9.000	6.800	7.300	47.300	31
348	Jacob Robert Shea	South Essex	InAge	8.250	8.050	7.800	9.300	6.000	7.600	47.000	32
326	Nathan Tella	Marriotts	InAge	8.350	8.100	7.400	9.300	6.800	7.000	46.950	33
317	James Sullivan	Europa	InAge	9.000	8.850	6.600	9.000	7.000	6.200	46.650	34
319	Joshua Sage	Colchester	InAge	8.000	8.300	6.600	9.200	7.900	6.400	46.400	35
321	Harry Leggett	Colchester	InAge	7.700	8.050	6.800	8.700	8.200	6.800	46.250	36
338	Flynn Caines	Notts	InAge	7.950	8.800	7.500	8.600	7.100	5.800	45.750	37
330	Ryota Kuriowa	Hendon	InAge	8.550	7.950	8.400	8.600	8.200	4.000	45.700	38
314	Paul Newton	Croydon	InAge	8.250	8.050	7.600	8.400	6.500	6.600	45.400	39
328	Kieran McGowan	Marriotts	InAge	7.750	7.650	6.200	9.000	8.400	5.900	44.900	40
327	Ross Bell	Marriotts	InAge	7.900	8.600	5.900	8.700	6.700	5.500	43.300	41
339	Lucas De Souza	Notts	InAge	8.250	7.400	5.800	8.900	6.900	3.000	40.250	42
320	Dominic Emm	Colchester	InAge	5.950	7.050	6.400	8.500	6.300	6.000	40.200	43
340	Izak Leech	Notts	InAge	7.550	7.200	6.900	8.700	6.300	3.000	39.650	44
341	Richard Taylor	Notts	InAge	7.400	6.200	6.700	8.700	5.800	4.500	39.300	45